
















# SCORE SHEET

Date: 3/6/2012 2:14:59 PM

Competition Name: Marbles

## Anything Goes

#		Tech.	Impact	Comp.	TOTAL	PLACE	TITLE	COMMENTS
1		33	34	33	100	1	The shooter	Please use the separatly provided comment sheet.
2		30	20	25	75	12	Clamped	Please use the separatly provided comment sheet.
3		32	32	32	96	4	MARBLE SHINE	Please use the separatly provided comment sheet.
4		25	28	28	81	11	Mother and Ducklings	Please use the separatly provided comment sheet.
5		30	20	15	65	13	Purple Passion	Please use the separatly provided comment sheet.
6		33	33	32	98	3	HumongoMarble	Please use the separatly provided comment sheet.
7		32	32	30	94	5	The Diagnosis	Please use the separatly provided comment sheet.
8		31	31	31	93	6	MARBLE IN BLOOM	Please use the separatly provided comment sheet.
9		31	30	25	86	8	Half the Marbles	Please use the separatly provided comment sheet.
10		28	25	31	84	9	Girl Playing	Please use the separatly provided comment sheet.
11		29	29	25	83	10	kalidamarbles	Please use the separatly provided comment sheet.
12		33	33	33	99	2	Synergy	Please use the separatly provided comment sheet.
13		25	20	18	63	14	Marbletini	Please use the separatly provided comment sheet.
14		27	33	31	91	7	Marbleabra	Please use the separatly provided comment sheet.
15		15	25	20	60	15	Spilled	Please use the separatly provided comment sheet.

# SCORE SHEET

Date: 3/6/2012 2:14:59 PM

Competition Name: Marbles

## Mono A

#		Tech.	Impact	Comp.	TOTAL	PLACE	TITLE	COMMENTS
1		33	34	33	100	1-	Marbleabolic Trajectory	Please use the separatly provided comment sheet.
2		33	33	30	96	3	A Dip After the Big Game	Please use the separatly provided comment sheet.
3		25	20	25	70	6	Infra	Please use the separatly provided comment sheet.
4		30	28	30	88	5	Knuckle Down	Please use the separatly provided comment sheet.
5		30	30	30	90	4	Playing The Game	Please use the separatly provided comment sheet.
6		33	33	33	99	2	JaguMarble	Please use the separatly provided comment sheet.

# SCORE SHEET

Date: 3/6/2012 2:14:59 PM

Competition Name: Marbles

## Mono B

#		Tech.	Impact	Comp.	TOTAL	PLACE	TITLE	COMMENTS
1		10	10	10	30	9	Movement	Please use the separatly provided comment sheet.
2		34	33	33	100	-1	SpotLight	Please use the separatly provided comment sheet.
3		31	25	30	86	2	Circles of Illusion	Please use the separatly provided comment sheet.
4		25	10	25	60	5	You Are Here	Please use the separatly provided comment sheet.
5		11	10	10	31	8	There's Always an Oddball	Please use the separatly provided comment sheet.
6		10	10	12	32	7	Veteran Angel	Please use the separatly provided comment sheet.
7		20	15	20	55	-6	White Marbles	Please use the separatly provided comment sheet.
8		26	15	20	61	4	REMEMBER WHEN	Please use the separatly provided comment sheet.
9		25	30	25	80	3	Marblelized Keyboard	Please use the separatly provided comment sheet.

# SCORE SHEET

Date: 3/6/2012 2:14:59 PM

Competition Name: Marbles

## Color A















#		Tech.	Impact	Comp.	TOTAL	PLACE	TITLE	COMMENTS
1		30	30	30	90	6	You Look Marbleus	Please use the separatly provided comment sheet.
2		33	32	33	98	3	Marble_o_active	Please use the separatly provided comment sheet.
3		25	25	25	75	9	Manhattan with extra cherries	Please use the separatly provided comment sheet.
4		33	34	33	100	1	Ziping Up	Please use the separatly provided comment sheet.
5		33	29	33	95	5	Marbletini	Please use the separatly provided comment sheet.
6		33	33	33	99	2	The Two Towers	Please use the separatly provided comment sheet.
7		33	27	25	85	7	Just Learning	Please use the separatly provided comment sheet.
8		33	33	31	97	4	RGB	Please use the separatly provided comment sheet.
9		33	25	25	83	8	Playing for Keepsies	Please use the separatly provided comment sheet.

# SCORE SHEET

Date: 3/6/2012 2:14:59 PM

Competition Name: Marbles

## Color B

#		Tech.	Impact	Comp.	TOTAL	PLACE	TITLE	COMMENTS
1		30	25	25	80	7	Missed	Please use the separatly provided comment sheet.
2		25	22	15	62	11	SwanSong	Please use the separatly provided comment sheet.
3		25	22	22	69	9	A marble is born	Please use the separatly provided comment sheet.
4		15	10	15	40	16	Protect your marbles	Please use the separatly provided comment sheet.
5		34	33	33	100	1	OLE BLUE EYES	Please use the separatly provided comment sheet.
6		33	33	33	99	2	Orange Marbles	Please use the separatly provided comment sheet.
7		20	15	15	50	14	Marbles on Ice	Please use the separatly provided comment sheet.
8		33	32	33	98	3	OH NOOOOO	Please use the separatly provided comment sheet.
9		25	20	15	60	12	Inner Beauty	Please use the separatly provided comment sheet.
10		22	22	22	66	10	Crowded	Please use the separatly provided comment sheet.
11		20	15	10	45	15	Suspended	Please use the separatly provided comment sheet.
12		32	30	30	92	6	Marbles Anyone	Please use the separatly provided comment sheet.
13		30	33	31	94	5	StarStruck	Please use the separatly provided comment sheet.
14		33	32	32	97	4	Marble Galaxy	Please use the separatly provided comment sheet.
15		25	25	20	70	8	Balls of Fire	Please use the separatly provided comment sheet.
16		20	15	20	55	13	Queen of Marbles	Please use the separatly provided comment sheet.

	<b>TITLE</b>	<b>COLOR "A" - JUDGES'S COMMENTS</b>
1)	<b>YOU LOOK MARBLEOUS</b>	The subject and background work quite well.
2)	<b>MARBLE_O_ACTIVE</b>	This is a striking image! Nitpicking—Maybe the top of beaker should have been a little more defined.
3)	<b>MANHATTAN WITH EXTRA CHERRIES</b>	A good attempt to do something creative. However, the background needs to be totally black to have more contrast. <b>This will make the marbles "pop". Also, the shadow on the background is distracting.</b>
4)	<b>ZIPPING UP</b>	<b>What can I say, but "WOW"! and well done!</b>
5)	<b>MARBLETINI</b>	Being VERY subjective! This image is very strong in the creative area and all of the elements <b>work well together. However, overall it doesn't quite have that "pop" to it. Maybe the marbles should have been brighter.</b>
6)	<b>THE TWO TOWERS</b>	Striking image! The depth-of-field takes this image over the top.
7)	<b>JUST LEARNING</b>	<b>A cute image and technically well done with beautiful light on the girl's face. However, it just shot straight on and doesn't show the photographer's vision. Maybe another camera angle would have worked.</b>
8)	<b>RGB</b>	A thoughtful and creative image!
9)	<b>PLAYING FOR KEEPSIES</b>	I see the story behind this image, but the tilted castle is sort of unsettling for the viewer.
		<b>COLOR "B" - JUDGE'S COMMENTS</b>
1)	<b>MISSED</b>	Dramatic lighting but would have worked better with the spotlight effect (circular shape) around the three marbles,
2)	<b>SWAN SONG</b>	The shell alone would have been a better image. The elements in the composition are not working here.
3)	<b>A MARBLE IS BORN</b>	Good concept! It looks like the Absolut Vodka idea.
4)	<b>PROTECT YOUR</b>	Lacking in impact!

	<b>MARBLES</b>	
5)	<b>OLE BLUE EYES</b>	This is an excellent interpretation of the theme and the lighting is well done. Wow!
6)	<b>ORANGE MARBLES</b>	Simplicity, Simplicity, Simplicity! WOW!
7)	<b>MARBLES ON ICE</b>	Frozen marbles on Fiesta Ware! I love this idea, but the shadow on the left side of the image is distracting. The lighting is too harsh, and a white reflector on the left side would have softened the shadow.
8)	<b>OH NOOOOO</b>	A cute image and brings a smile to your face. Yes, it works, especially the human hand at the top.
9)	<b>INNER BEAUTY</b>	The black marbles create holes in the composition; otherwise, this would have been a competitive image.
10)	<b>CROWDED</b>	Lacking in visual impact—doesn't grab and hold the viewer's attention. A black background would have made the marbles "pop".
11)	<b>SUSPENDED</b>	Lacking in visual impact—doesn't grab and hold the viewer's attention. A black background would have made the marbles "pop" and it appears there is no tension or cohesiveness between the marbles in the arrangement.
12)	<b>MARBLES ANYONE</b>	A technically well done and lit image.
13)	<b>STAR STRUCK</b>	A very creative image, but there are some white spots competing with the star burst that should have been cloned out.
14)	<b>MARBLE GALAXY</b>	Lovely image!
15)	<b>BALLS OF FIRE</b>	Dramatic lighting but compositionally there is too much black space.
16)	<b>QUEEN OF MARBLES</b>	Flat lighting, lacking in impact, and a symmetrical placement of the subject!
		<b>MONO "A" - JUDGES COMMENTS</b>
1)	<b>MARBLEABOLIC TRAJECTORY</b>	WOW! I won't ask or figure out how this was done! I'll just enjoy the beautiful image.
2)	<b>A DIP AFTER THE BIG GAME</b>	Great photo illustration! Nitpicking— the top of the glass/vase is missing.

3)	<b>INFRA</b>	The elements are not compositionally working well together. For example, the writing on the bottle is not clear and what is its connection to the marbles?
4)	<b>KNUCKLE DOWN</b>	Overall this is a striking image and works well in b/w. Like the mood created by the lighting.
5)	<b>PLAYING THE GAME</b>	This is a cute image with emphasis on the marbles and not the person. Excellent camera angle.
6)	<b>JAGUMARBLE</b>	What can I say but “WOW”!
		<b>MONO “B” – JUDGE’S COMMENTS</b>
1)	<b>MOVEMENT</b>	The viewer is a bit confused! The marble that is mid-way up the hind leg is lost. Is this a three legged elephant stepping on eggs? The elements in the picture are not working.
2)	<b>SPOTLIGHT</b>	A beautiful image and lighting! Wow!
3)	<b>CIRCLES OF ILLUSION</b>	This is a nice abstract design.
4)	<b>YOU ARE HERE</b>	A darker background would have given your image greater impact.
5)	<b>THERE’S ALWAYS AN ODDBALL</b>	Difficult to readily identify the subject. The specular highlights are competing with the subject and are distracting. Another arrangement would have worked better. There is nothing <b>in the image to lead the viewer’s eye to your subject.</b>
6)	<b>VETERAN ANGEL</b>	A good idea but poor lighting and lack of contrast. A good b/w image should have a range of tones from black to white.
7)	<b>WHITE MARBLES</b>	The reflections of marbles are lost. You need to brighten this area of the image.
8)	<b>REMEMBER WHEN</b>	<b>Great idea but it’s had to identify the marbles.</b>
9)	<b>MARBELIZED KEYBOARD</b>	A very creative idea but the depth-of-field needs to be greater.
		<b>ANYTHING GOES – JUDGE’S COMMENTS</b>
1)	<b>THE SHOOTER</b>	A compelling image! It has all of the elements of a winner—composition, <b>the girl’s</b> expression, action—the red marble off the ground. “WOW”!



2)	<b>CLAMPED</b>	This image has a nice graphic quality and well done, but the clamp idea has been sort of over used—cliché.
3)	<b>MARBLE SHINE</b>	This image is technically well done. Love the transparency of the marble—just the right touch to make the marble look realistic.
4)	<b>MOTHER AND DUCKLINGS</b>	Creative idea and concept but the shells should have been in sharp focus for greater impact.
5)	<b>PURPLE PASSION</b>	This image is a little static and lacking in impact and visual appeal.
6)	<b>HUMONGOMARBLE</b>	A well executed photo illustration. The scale of the objects and their shadows show attention to detail. Why is the person in the car’s backseat and not in the driver’s or front seat? Scary!!!
7)	<b>THE DIAGNOSIS</b>	<b>This photo illustration will truly grab and hold the viewer’s attention.</b>
8)	<b>MARBLE IN BLOOM</b>	Technically and compositionally this is a striking image.
9)	<b>HALF THE MARBLES</b>	This is a very creative approach to the subject, and the filters applied worked well to bring out the best in this image.
10)	<b>GIRL PLAYING</b>	I like this image because the background gives a sense of place. The marble in the lower right should be in sharp focus.
11)	<b>KALIDAMARBLES</b>	A creative approach to the theme and it works quite well.
12)	<b>SYNERGY</b>	<b>What can I say but “WOW”!</b>
13)	<b>MARBLETINI</b>	This image would work and look better in b/w. The red marble representing the cherry is definitely not working.
14)	<b>MARBLEABRA</b>	Flame from the marble in the center touches the candleholder on the left—separation, separation, separation! The concept works so well!
15)	<b>SPILLED</b>	This is a good interpretation of the theme, but the background needs to be cleaned up a bit more—there are distracting colored flakes/spots. Overall, its lacking in impact.
		<b>JUDGES “MISCELLANEOUS” COMMENTS</b>

